

03/2023

	contains	m ²	ft ²	weight
1 pack Chateau	24 planks	1,02 m ²	10.94 ft ²	7,3 kg
1 pallet Chateau	48 packs	48,77 m ²	524.97 ft ²	365 kg

product specifications

Dimensions	504 x 84 mm
Total thickness	8 mm
Bevels	4
Loc System	Chateau Loc - type A and type B
Level of use according to European standard EN10874	23 heavy domestic use
	32 general commercial use
Residential warranty	lifetime
Commercial warranty	5 years

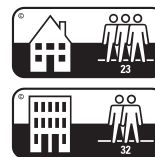

Warranty conditions on www.berryalloc.com.

composition

Surface layer	Direct laminated paper, impregnated with melamine resin.
Substrate	Moisture resistant High Density Fiberboard (HDF).
Backing	Direct laminated paper, impregnated with melamine resin.


test results

Abrasion resistance	EN13329	AC4 (IP \geq 4000)
Impact resistance	EN13329	small ball : \geq 35 mm - big ball : \geq 750 mm
Thickness swelling	ISO24336	12% (requirement \leq 18%)
Fire resistance	EN13501-1	Cfl-S1
Formaldehyde emission	EN717-1	E1
Slip resistance	EN13893	DS
Density	EN323	900 kg/m ³
Resistance to staining	EN438	5 (groups 1+2) ; 4 (group 3)
Effect of a furniture leg	EN16581	no damage (foot type 0)
Effect of a castor chair	EN425	no damage with type W wheels
Thermal resistance in combination with underlay Excellence Plus	ISO 8302	0,08 m ² K/W – Suitable for floor heating/cooling. Detailed instructions on www.berryalloc.com .



03/2023

What is a laminate floor made of?



- ❶ An **overlay** that determines the strength and resistance of your floor
- ❷ A **decor paper** for the design
- ❸ A **high-density fibreboard (HDF)** core
- ❹ A **counterbalance** to stabilise and protect the HDF core